




HORTICULTURAL VENTILATION



Air Inlet Transition Kit



Motorized Inlet Shutter



Exhaust Shutter



Shutter Exhaust Fan

All heaters require ventilation for proper operation. The L.B. White **Therma Grow™** is no different. The **Therma Grow™** requires 2.5 CFM per 1000 Btu/h of air exchange. For a **Therma Grow™** 220, this translates to 550 CFM of air exchange for an indoor installation, and 220 square inches of exit area for an outside mount. Similarly, a **Therma Grow™** 120 requires 300 CFM per indoor mount, and 120 square inches of exit area per outdoor mount. To make installation easy, L.B. White offers several preassembled kits that include application specific mounting & ventilation equipment. See chart on reverse side for required air exchange for maximum performance.

INSTALLATION / VENTILATION KITS INCLUDE:		Fan Diameter	Required Wall Opening	Motor HP	Volts	Phase	Ship Wt. (lbs)
See Figs. B and C	INDOOR KITS						
	#25995 - Therma Grow™ 120						26
	Motorized Inlet Shutter	-	13 1/2" x 13 1/2"	-	115	1	
	Shuttered Exhaust Fan	10"	10 1/4" x 10 1/4"	1/30	115	1	
	Air Inlet Transition Kit	-	-	-	-	-	
	Air Inlet Hood	-	-	-	-	-	
	Eyebolts and Chains	-	-	-	-	-	
	#25985 - Therma Grow™ 220						27
	Motorized Inlet Shutter	-	15 1/2" x 15 1/2"	-	115	1	
	Shuttered Exhaust Fan	10"	10 1/4" x 10 1/4"	1/30	115	1	
Air Inlet Transition Kit	-	-	-	-	-		
Air Inlet Hood	-	-	-	-	-		
Eyebolts and Chains	-	-	-	-	-		
See Figs. A	OUTDOOR KITS						
	#24690 - Therma Grow™ 120						40
	Exhaust Shutter	-	10 1/2" x 10 1/2"	-	-	-	
	Outdoor Mount Kit	-	-	-	-	-	
#24688 - Therma Grow™ 220						50	
Exhaust Shutter	-	14 1/2" x 14 1/2"	-	-	-		
Outdoor Mount Kit	-	-	-	-	-		

MINIMUM AIR EXCHANGE REQUIREMENTS:	Therma Grow™ 120 or 120 Plus	Therma Grow™ 220 or 220 Plus
Indoor Installation (cu. ft per min)	300 CFM	550 CFM
Out Installation (sq. inches of exit area)	120 in²	220 in²

Fig. A - Outdoor Ventilation Kit

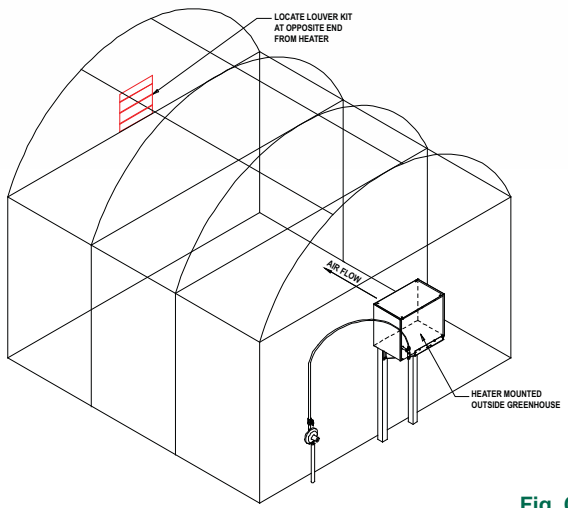


Fig. B - Indoor Ventilation Kit

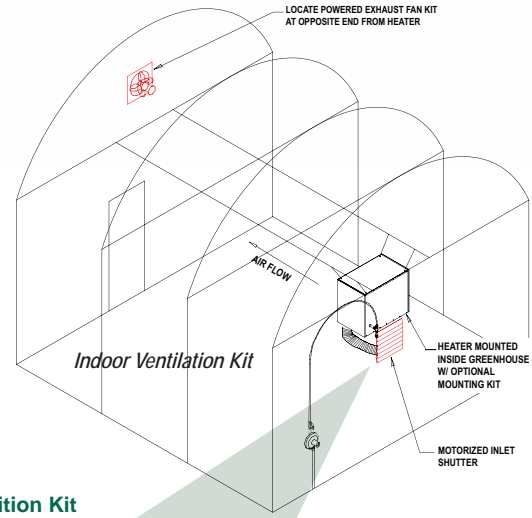
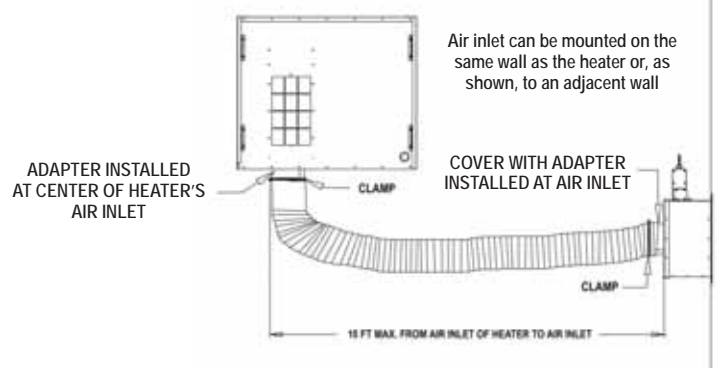


Fig. C - Indoor Mount with Air Inlet Transition Kit



Indoor Mount with Air Inlet Transition Kit

Quality heaters you can count on.

Your L.B. White Dealer:

W6636 L.B. White Road
 Onalaska, Wisconsin 54650
 (800) 345-7200 - (608) 783-5691
 (608) 783-6115 fax
 www.lbwhite.com